



District Report Card: 2017


State: West Bengal	District: Murshidabad
Class: 3	Subject: Language
Schools: 61	Students: 1335


Participation/Coverage


Students

<div>GENDER</div> <div></div>	Boys		Girls	
	Number	%	Number	%
	651	48.76	684	51.24

<div>AREA</div> <div></div>	Rural		Urban	
	Number	%	Number	%
	1223	91.61	112	8.39

<div>CATEGORY</div> <div></div>	SC		ST		OBC		GEN	
	Number	%	Number	%	Number	%	Number	%
	69	5.17	26	1.95	339	25.39	901	67.49

<div>CWSN</div> <div></div>	LD	VI	HI	S&LD	ID	Oth
	3	1	2	3	0	3

<div>Management</div> <div></div>	Government		Government-aided	
	Number	%	Number	%
	1335	100.00	0	0.00

Average Performance of Students in Language (%)

Overall	Gender		Area		Management		Social Group			
	Male	Female	Rural	Urban	Govt.	Aided	SC	ST	OBC	GEN
73.17	73.05	73.29	72.88	76.37	73.17	0.00	71.30	67.95	66.43	76.00

Performance on Learning Outcomes (LOs)

Learning Outcomes	Description	Average Performance(%)
L304	Reads small texts with comprehension i.e., identifies main ideas, details, sequence and draws conclusions	74.24
L312	Reads printed scripts on the classroom walls: poems, posters, charts etc.	71.04

Range of Performance of Students who Answered Correctly							
Below 30%		30% - 50%		50% - 75%		Above 75%	
Number	%	Number	%	Number	%	Number	%
85	6.37	159	11.91	375	28.09	716	53.63

Lowest Performing Learning Outcomes (LOs)

1 - Reads printed scripts on the classroom walls: poems, posters, charts etc. (71.04)

2 - Reads small texts with comprehension i.e., identifies main ideas, details, sequence and draws conclusions (74.24)